

Trust Clinical Claim Scorecard - Guidance Sheet

University Hospitals Birmingham NHS Foundation Trust

The data presented in these spreadsheets is provided to Trusts to consider their claims and learning that can be determined by using different approaches according to the quadrant description presented below.

Selection Criteria: LTPS claims received with an Incident Date between 01/04/2011 and 31/03/2016

Total number of claims for this Trust: 160. Total value of claims for this Trust £1,789,374

Data correct at: 30/09/2016

Score Card Explained



Qualifications for the Data Presented in this Score Card

1. Criteria for Claims Selection in this Score Sheet

The data has been extracted from the NHS LA Claims Management System (CMS). It covers the years detailed above in the "Selection Criteria" section. A claim will appear if the incident occurred within those years.

2. Claim Values*

The value of a claim is the total of:

The amount paid in damages, claimant costs, defence costs and, for open claims, the estimated value of the claim at the time when the data was taken from CMS. The date in which the data was taken from CMS is defined "Data Correct at" section.

Trust Non-Clinical Claim - High Value/Volume Scorecard

University Hospitals Birmingham NHS Foundation Trust

Selection Criteria: LTPS claims received with an Incident Date between 01/04/2011 and 31/03/2016

Total number of claims for this Trust: 160. Total value of claims for this Trust £1,789,374

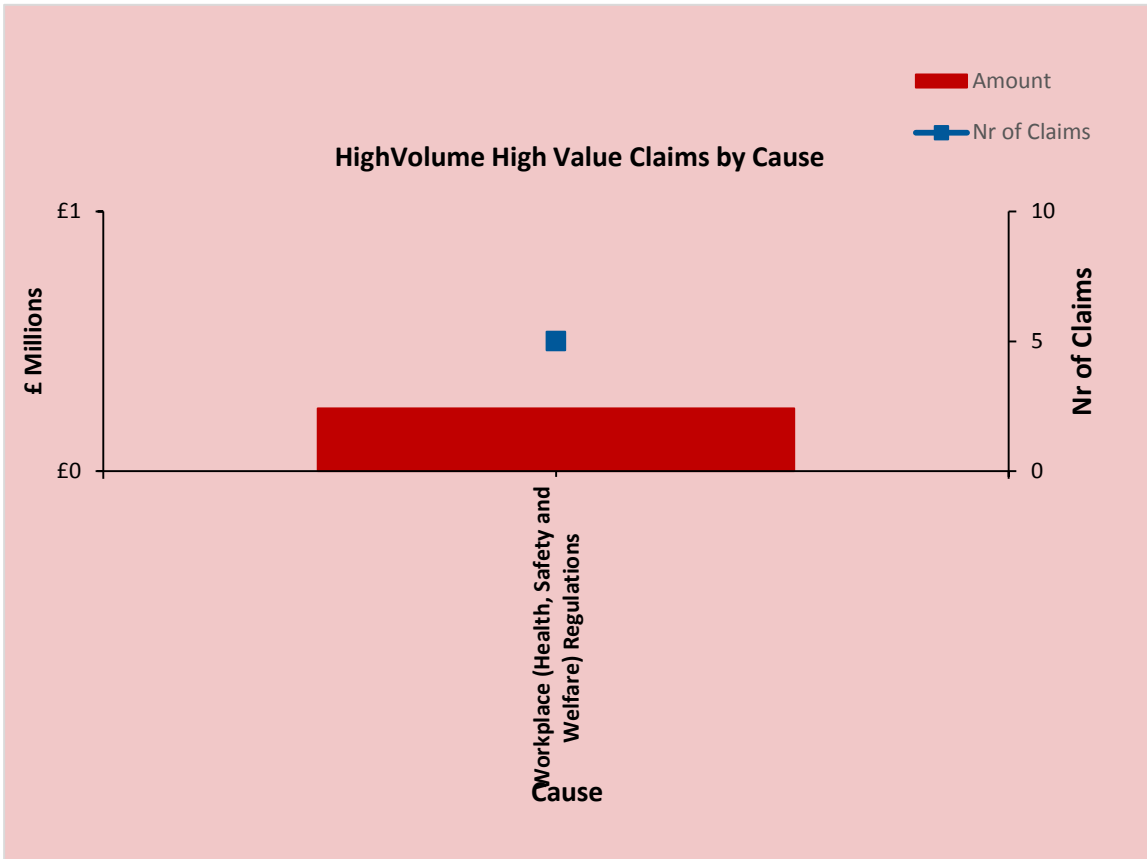
Data correct at: 30/09/2016



Scorecard - Red Zone Analyses

University Hospitals Birmingham NHS Foundation Trust

Cause	Amount	Nr of Claims
Workplace (Health, Safety)	£241,693	5
Grand Total	£241,693	5



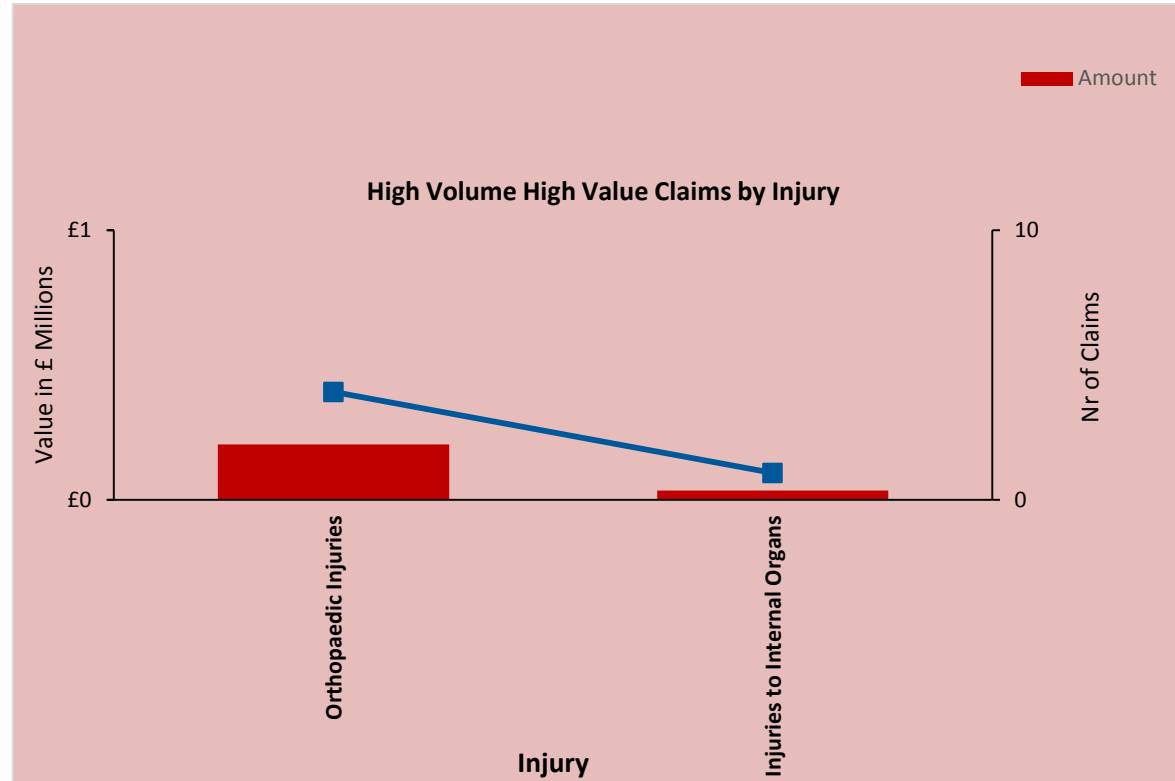
Selection Criteria: LTPS claims received with an Incident Date between 01/04/2011 and 31/03/2016

Total number of claims for this Trust: 160. Total value of claims for this Trust £1,789,374

Data correct at: 30/06/2016

Scorecard - Red Zone Analyses

Injury	Amount	Nr of Claims
Orthopaedic Injuries	£206,193	4
Injuries to Internal Organs	£35,500	1
Grand Total	£241,693	5



Selection Criteria: LTPS claims received with an Incident Date between 01/04/2011 and 31/03/2016

Total number of claims for this Trust: 160. Total value of claims for this Trust £1,789,374

Data correct at: 30/06/2016

Scorecard - Red Zone Analyses

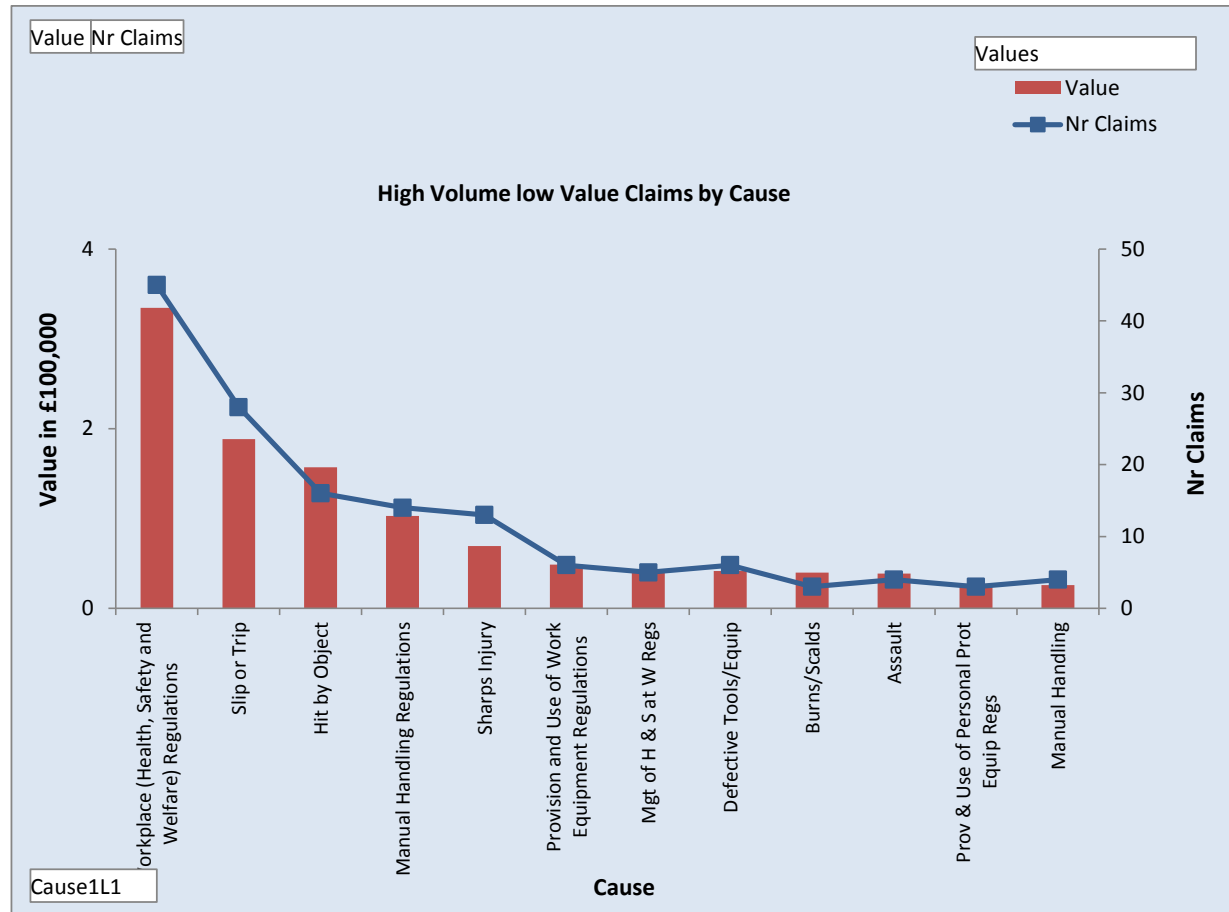
Selection Criteria: LTPS claims received with an Incident Date between 01/04/2011 and 31/03/2016

Total number of claims for this Trust: 160. Total value of claims for this Trust £1,789,374

Data correct at: 30/06/2016

University Hospitals Birmingham NHS Foundation Trust

Cause	Value	Nr Claims
Workplace (Health, Safety and Welfare) Regulations	£ 334,638	45
Slip or Trip	£ 188,323	28
Hit by Object	£ 157,174	16
Manual Handling Regulations	£ 102,969	14
Sharps Injury	£ 69,459	13
Provision and Use of Work Equip	£ 48,802	6
Mgt of H & S at W Regs	£ 43,506	5
Defective Tools/Equip	£ 41,404	6
Burns/Scalds	£ 39,600	3
Assault	£ 38,700	4
Prov & Use of Personal Prot Equip	£ 27,396	3
Manual Handling	£ 25,700	4
Grand Total	£ 1,117,671	147

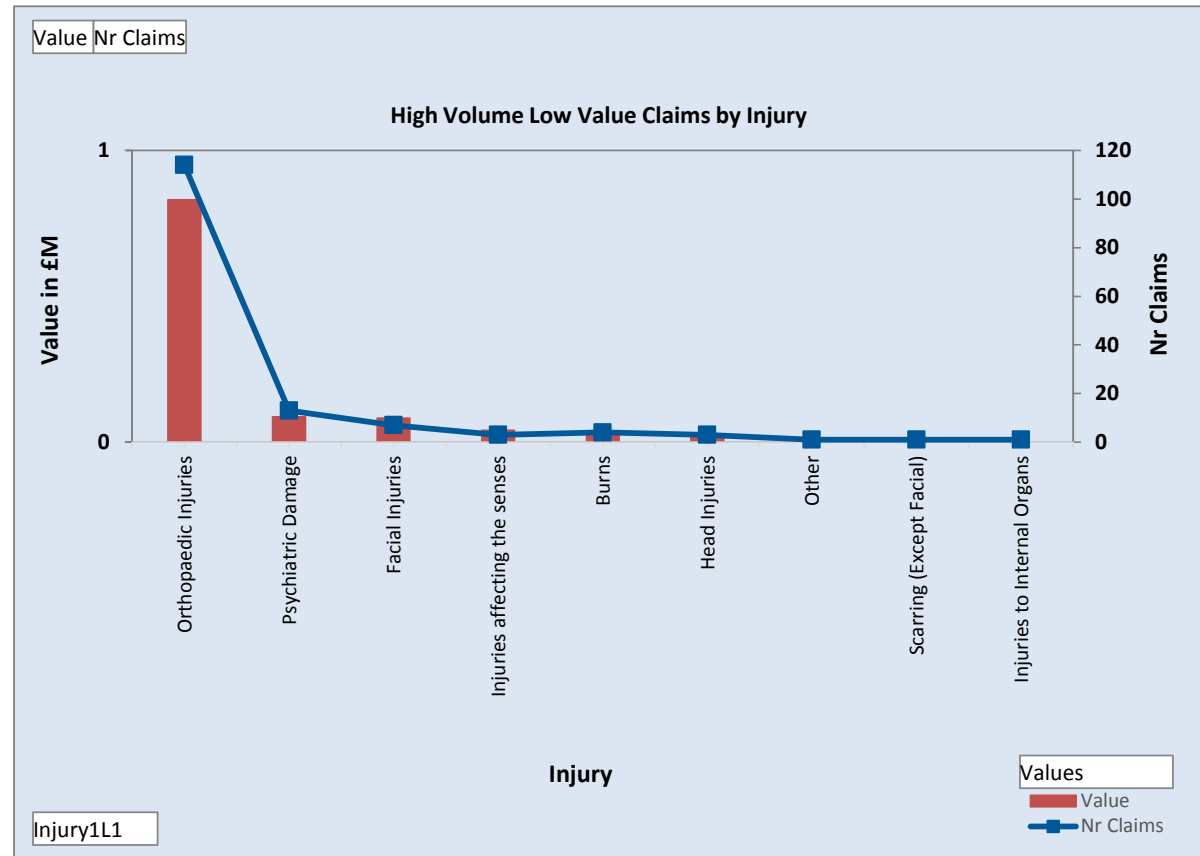


Selection Criteria: LTPS claims received with an Incident Date between 01/04/2011 and 31/03/2016

Total number of claims for this Trust: 160. Total value of claims for this Trust £1,789,374

Data correct at: 30/06/2016

Injury	Value	Nr Claims
Orthopaedic Injuries	£830,634.64	114
Psychiatric Damage	£86,533.64	13
Facial Injuries	£82,036.35	7
Injuries affecting the senses	£40,855.50	3
Burns	£35,094.15	4
Head Injuries	£25,600.00	3
Other	£12,000.00	1
Scarring (Except Facial)	£4,916.30	1
Injuries to Internal Organs	£0.00	1
Grand Total	£1,117,670.58	147



Selection Criteria: LTPS claims received with an Incident Date between 01/04/2011 and 31/03/2016

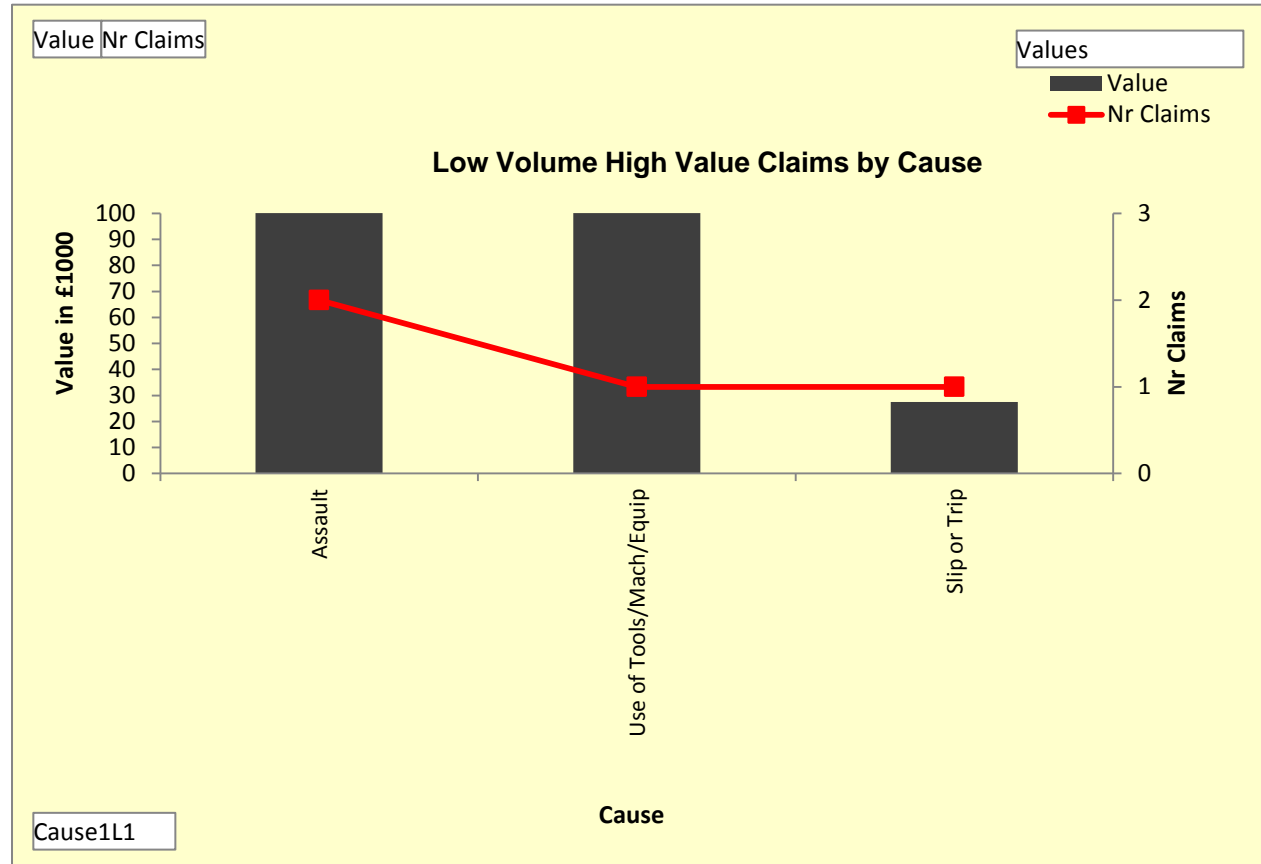
Total number of claims for this Trust: 160. Total value of claims for this Trust £1,789,374

Data correct at: 30/06/2016

Scorecard - Yellow Zone Analyses

University Hospitals Birmingham NHS Foundation Trust

Cause	Value	Nr Claims
Assault	£ 228,673	2
Use of Tools/Mach/Equip	£ 130,000	1
Slip or Trip	£ 27,500	1
Grand Total	£ 386,173	4



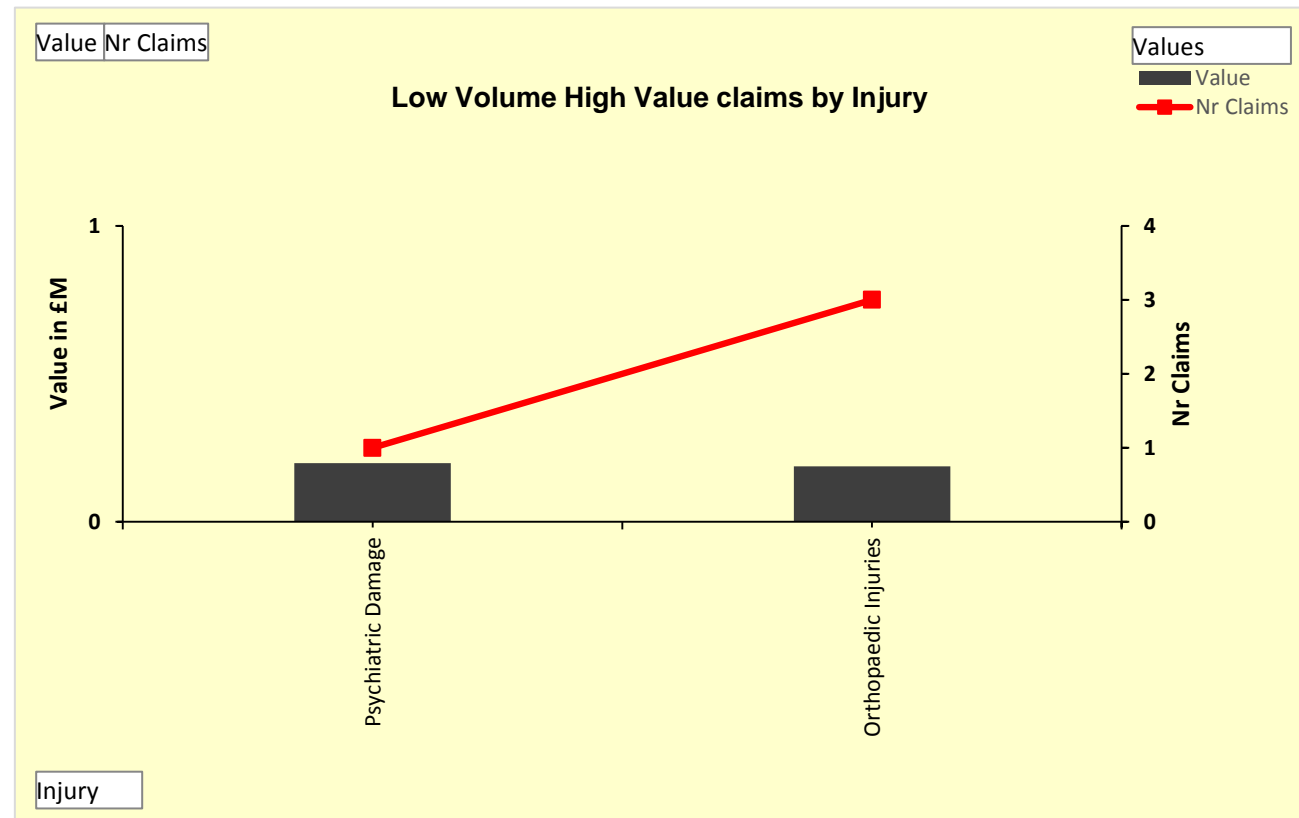
Selection Criteria: LTPS claims received with an Incident Date between 01/04/2011 and 31/03/2016

Total number of claims for this Trust: 160. Total value of claims for this Trust £1,789,374

Data correct at: 30/06/2016

Scorecard - Yellow Zone Analyses

Injury	Value	Nr Claims
Psychiatric Damage	£198,500.00	1
Orthopaedic Injuries	£187,673.40	3
Grand Total	£386,173.40	4



Selection Criteria: LTPS claims received with an Incident Date between 01/04/2011 and 31/03/2016

Total number of claims for this Trust: 160. Total value of claims for this Trust £1,789,374

Data correct at: 30/06/2016

Scorecard - Yellow Zone Analyses

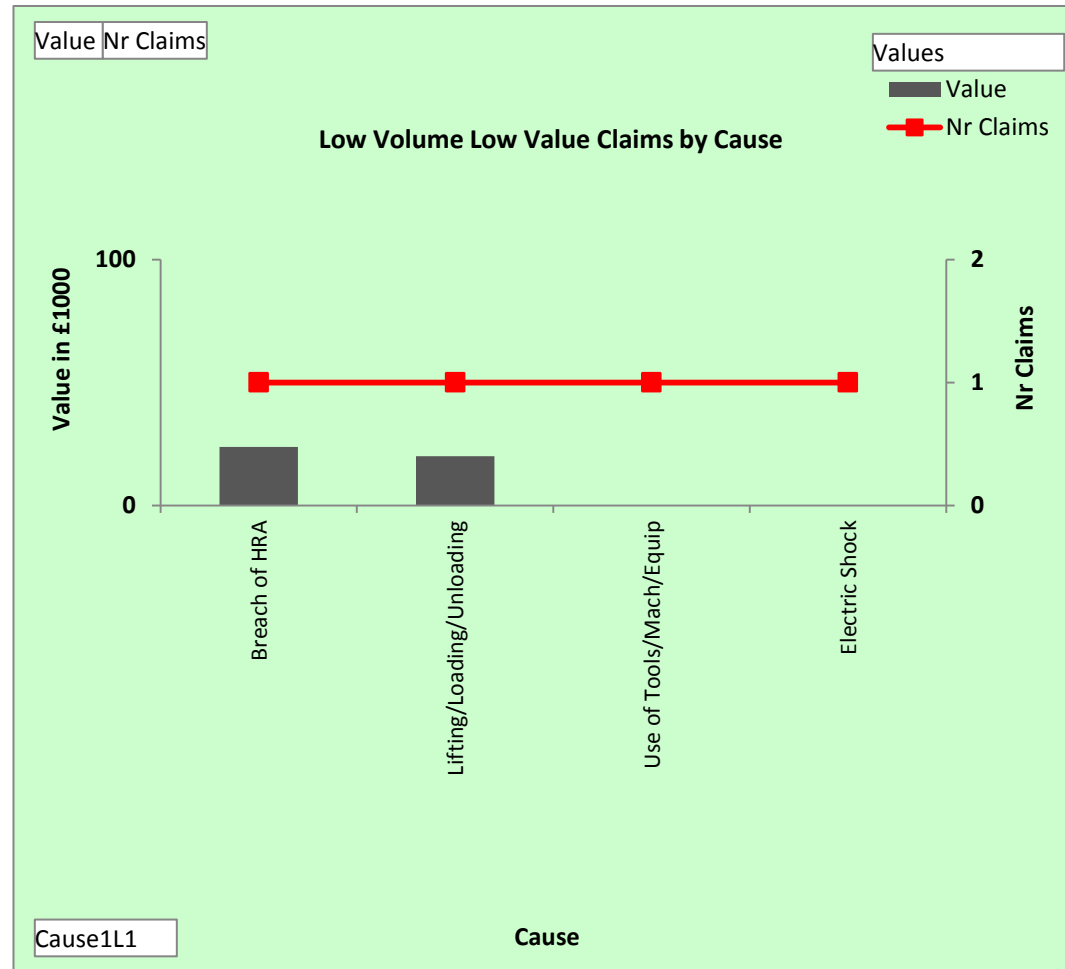
Selection Criteria: LTPS claims received with an Incident Date between 01/04/2011 and 31/03/2016

Total number of claims for this Trust: 160. Total value of claims for this Trust £1,789,374

Data correct at: 30/06/2016

University Hospitals Birmingham NHS Foundation Trust

Cause	Value	Nr Claims
Breach of HRA	£ 23,838	1
Lifting/Loading/Unloading	£ 20,000	1
Use of Tools/Mach/Equip	£ -	1
Electric Shock	£ -	1
Grand Total	£ 43,838	4

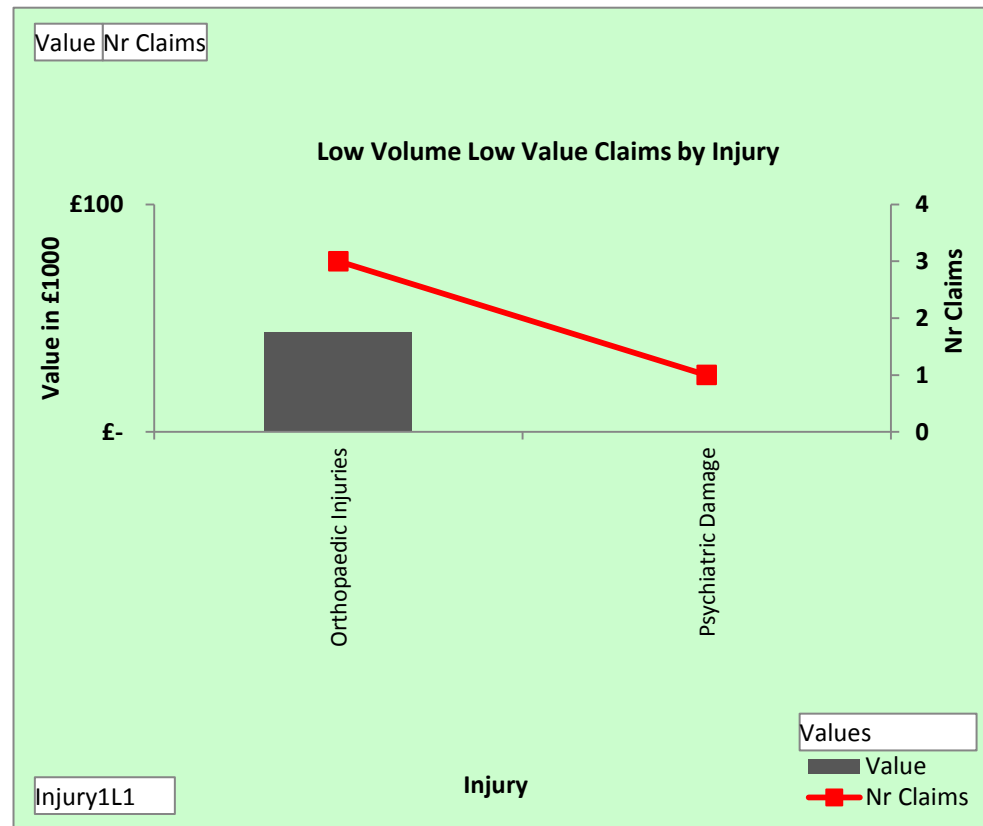


Selection Criteria: LTPS claims received with an Incident Date between 01/04/2011 and 31/03/2016

Total number of claims for this Trust: 160. Total value of claims for this Trust £1,789,374

Data correct at: 30/06/2016

Injury	Value	Nr Claims
Orthopaedic Injuries	£ 43,838	3
Psychiatric Damage	£ -	1
Grand Total	£ 43,838	4



Selection Criteria: LTPS claims received with an Incident Date between 01/04/2011 and 31/03/2016

Total number of claims for this Trust: 160. Total value of claims for this Trust £1,789,374

Data correct at: 30/06/2016