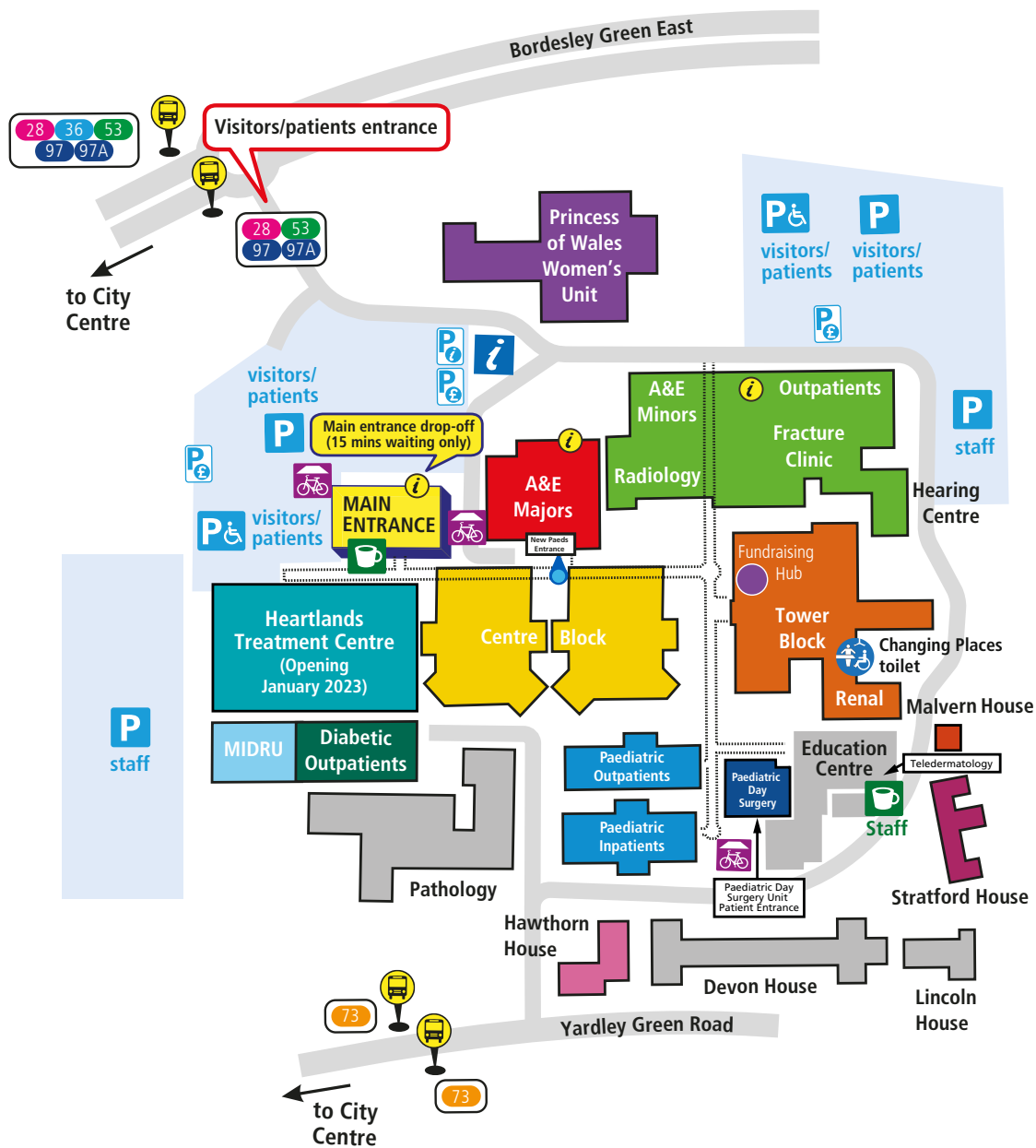


# Heartlands Hospital site map










Department	Level
Accident & Emergency	G
Antenatal	G
Badger Clinic	G
Blood Tests	G
Cardiology	1
Children's Development Centre	G
Children's Outpatients	G
Children's A&E	G
Day Surgery Unit	G
Delivery Suite	G
Diabetes Outpatients	G
Dietetics / Outpatients	G
Endoscopy	G
ENT / Hearing Centre	G
Eye Clinic	G
Faith Centre	G
Fracture Clinic	G
Gynaecology Clinic	G
Hawthorn House	G
Education Centre	G
Infection & Tropical Medicine	G
Intensive Care Unit	2
Lung Function and Sleep Dept	G
Medical Day Hospital	G
MIDRU	G
Occupational Health	G
Outpatients Clinics 1-10	G
Pharmacy	G
Physiotherapy	G
Pre - Operative Assessment Unit	G
Speech & Language Therapy	G
Theatres	1
X-ray/MRI/CT	G

Wards
<b>Tower Block:</b> Wards 1 to 12
<b>Children's:</b> Wards 14 to 16 Beech Ward Rowan Ward Discharge Lounge
<b>Centre Block:</b> Wards 19 to 30
<b>Princess of Wales Women's Unit:</b> Aspen Ward Cedar Ward Maple Ward



Correct as 04 August 2022

## Key to symbols

-  Bus Stop
-  Information/Reception
-  Car park info hut
-  Coffee shop/Restaurant
-  Travel information screen
-  Car park
-  Car park pay machine
-  Disabled car park
-  Cycle shelter